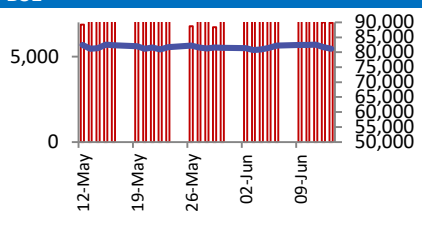
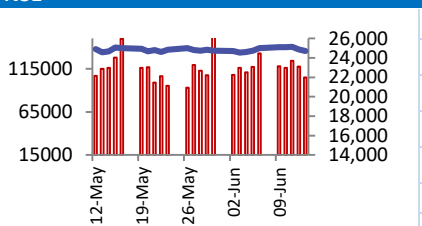


BSE	NSE																												
 <table> <tr><td>Open</td><td>82572</td></tr> <tr><td>High</td><td>82661</td></tr> <tr><td>Low</td><td>81523</td></tr> <tr><td>Close</td><td>81692</td></tr> <tr><td>Change</td><td>-823</td></tr> <tr><td>Volume (Lacs)</td><td>10064</td></tr> <tr><td>Turnover (Rs.inCr)</td><td>7007</td></tr> </table>	Open	82572	High	82661	Low	81523	Close	81692	Change	-823	Volume (Lacs)	10064	Turnover (Rs.inCr)	7007	 <table> <tr><td>Open</td><td>25164</td></tr> <tr><td>High</td><td>25196</td></tr> <tr><td>Low</td><td>24826</td></tr> <tr><td>Close</td><td>24888</td></tr> <tr><td>Change</td><td>-253</td></tr> <tr><td>Volume(Lacs)</td><td>57080</td></tr> <tr><td>Turnover(Rs.in Cr)</td><td>117581</td></tr> </table>	Open	25164	High	25196	Low	24826	Close	24888	Change	-253	Volume(Lacs)	57080	Turnover(Rs.in Cr)	117581
Open	82572																												
High	82661																												
Low	81523																												
Close	81692																												
Change	-823																												
Volume (Lacs)	10064																												
Turnover (Rs.inCr)	7007																												
Open	25164																												
High	25196																												
Low	24826																												
Close	24888																												
Change	-253																												
Volume(Lacs)	57080																												
Turnover(Rs.in Cr)	117581																												

World Markets	Current	Previous	Pt. Chg	Var(%)
Dow	42198	42968	(770)	-1.8%
Dow Futures	42269	42207	62	0.1%
Nasdaq	19407	19662	(256)	-1.3%
FTSE	8851	8885	(34)	-0.4%
Nikkei	38193	37834	359	0.9%
Hang Seng	23868	23893	(25)	-0.1%
Gift Nifty	24805	24740	65	0.3%
Straits Singapore	3898	3911	(14)	-0.4%
South Korea	2916	2895	21	0.7%
Taiwan	21943	22073	(130)	-0.6%
Shanghai	3378	3377	1	0.0%

Commodity Prices	Current	Previous	Pt. Chg	Var(%)
Copper (\$/MT)	9645	9702	(57)	-0.6%
Alumin (\$/MT)	2503	2518	(15)	-0.6%
Zinc (\$/MT)	2623	2643	(20)	-0.7%
Brent Crude (\$/bbl)	75	74	1	1.0%
Gold (\$/Ounce)	3440	3432	8	0.2%
Silver (\$/Ounce)	36	36	0	0.0%
Light Crude (\$/bbl)	74	73	1	1.2%
N G (\$/mmbtu)	4	4	0	2.3%
Sugar (\$/MT)	465	466	(1)	-0.2%
Rubber (Rs./kg)	197	197	0	0.0%
Baltic Dry Index	1968	1904	64	3.4%

Currency Exchange Rate	Current	Previous	Var(%)
Rs./ \$ rate	86.09	85.60	0.57%
Rs./ Euro	99.22	99.05	0.17%
Rs./Chinese Yuan	11.98	11.98	-0.02%
Yen / \$ rate	144.42	144.07	0.24%
\$ US/Euro	1.15	1.15	-0.15%

Dollar Index	Current	Previous	Var(%)
Dollar Index	98.32	98.18	0.13%

Support/ Resistance Levels for Today		
	Nifty	Bank Nifty Fut
Support 1	24580	55380
Support 2	24500	55140
Resistance	24780	55830

Securities in Ban For Trade	
TITAGARH	ABFRL
IREDA	RBLBANK
CHAMBLFERT	MANAPPURAM
CDSL	IEX
BSOFT	HUDCO

Market Review

US: Stocks fell on Friday as Israel-Iran tension escalated after Israel attacked Iranian nuclear sites.

Asia: Stock markets in Asia moved higher at the start of trading on Monday, pulling back some of their losses from the end of last week.

India: Benchmark indices ended lower for a second straight session on Friday, closing the week in the red amid heightened volatility. **Market is expected to open on a positive note and likely to witness positive move during the day.**

Global economy: China's new home prices fell in May, extending a two-year long stagnation, official data showed on Monday, highlighting challenges in the sector despite several rounds of policy support measures. The property sector, once a key driver of growth for the world's second-largest economy and accounting for roughly a quarter of economic activity at its peak, holds around 70% of Chinese household wealth.

Chinese industrial production grew slightly less than expected in May as high U.S. trade tariffs dented overseas orders and weighed on domestic output. But other data showed Chinese retail sales blew past expectations in May on support from holiday spending and local shopping events, which helped offset broader weakness in consumer spending. Industrial production grew 5.8% year-on-year in May, government data showed on Monday. The reading was just below expectations of 5.9% and fell from the 6.1% rise seen in the prior month.

The European Union's goods trade surplus with the United States expanded in April even after U.S. tariffs, data released on Friday showed, while the bloc's exports to China dropped for a ninth consecutive month.

Commodities: Oil prices rose in Asian trade on Monday, extending a recent rally after an intensifying conflict between Israel and Iran ramped up concerns over supply disruptions in the Middle East.

Gold prices rose on Monday, nearing a two-month high as investors sought refuge in safe-haven assets after intensified clashes between Israel and Iran stoked fears of a broader regional conflict.

Currency: The dollar firmed against major currencies on Monday, driven by safe-haven buying from investors fearing the Israel-Iran fighting could escalate into a broader regional conflict as they braced for a week packed with central bank meetings.

FII Derivative Transactions (Rs. Cr)

Contracts	Purchase		Sell		Net	Open Interest (OI)		OI (Previous day)		Change	
	Contract	Value	Contract	Value		Contract	Value	Contract	Value	Contract	Value
Index Future	20830	3734	25561	4510	(776)	168439	30031	163380	29424	5059	607
Index Option	4763657	874268	4769213	875697	(1429)	1890319	341948	1669293	303799	221026	38149
Stock Future	294195	19810	342746	22509	(2699)	5878067	379549	5864276	381288	13791	(1739)
Stock Option	1168015	81114	1182830	81800	(686)	1522389	98678	1466896	95721	55493	2957
Total	6246697	978926	6320350	984516	(5590)	9459214	850206	9163845	810232	295369	39974

FII All Activity-BBG (Rs Cr)		Buy	Sell	Net
6-Jun-25		15541	14276	1265
9-Jun-25		13312	10900	2412
10-Jun-25		17588	14510	3078
11-Jun-25		15628	15759	(131)
12-Jun-25		12660	15938	(3278)
Month to date- June		142559	142959	(400)
FII (Prov.) (Rs Cr)		Buy	Sell	Net
9-Jun-25		12778	10785	1993
10-Jun-25		16548	14246	2302
11-Jun-25		14531	14977	(446)
12-Jun-25		11657	15488	(3831)
13-Jun-25		13963	15197	(1233)
Month to date-June		149042	153824	(4782)
DII (Prov.) (Rs. Cr)		Buy	Sell	Net
9-Jun-25		15306	11802	3504
10-Jun-25		13788	12675	1113
11-Jun-25		14765	13180	1585
12-Jun-25		21386	11992	9394
13-Jun-25		13254	10348	2906
Month to date-June		157431	113416	44015
FII Debt - BBG (Rs. Cr)		Buy	Sell	Net
6-Jun-25		2120	1452	668
9-Jun-25		623	1876	(1254)
10-Jun-25		5671	6293	(622)
11-Jun-25		1975	6071	(4097)
12-Jun-25		1589	1574	15
Month to date- June		20192	32130	(11938)

Market Breadth	BSE		NSE	
	No.	%	No.	%
Advance	1401	34%	953	33%
Decline	2595	63%	1924	66%
Unchanged	127	3%	52	2%

Market Turnover	13-Jun	12-Jun	Var (%)
BSE Cash	6975	7007	0%
NSE Cash	104982	117581	-11%
NSE Futures	116289	125572	-7%
NSE Options	9845957	56823100	-83%
Total (Rs.Cr)	10074203	57073260	-82%

Volatility Index	13-Jun	12-Jun
Volatility Index	15.08	14.02

Index PE - TTM	13-Jun	Yr. High	Yr. Low
Sensex	22.7	25.2	20.3
Nifty	22.2	24.4	19.6

Corporate News
Birla Corp Gets Limestone Block In Rajasthan

The company has been declared the preferred bidder for the Gourum Khan Ki Dhani (South) limestone block in Rajasthan. The block is situated in a region known for high-quality cement-grade limestone and forms part of a larger mineral-rich belt in western Rajasthan. (NDTV)

HBL Engineering bags ₹132.95 cr railway contract for Kavach safety system

The company has announced that it has secured a significant contract from the South Central Railway for the provision of the Kavach system. Valued at Rs 132.95 Cr this project encompasses the installation of the Kavach system across a total of 48 stations and 446 kms of track, and will also involve 10 locomotives in the specified section. (TFE)

REACH Registration for Acetic Anhydride

The company's product Acetic Anhydride has been registered with REACH in accordance with EU REACH regulation on chemicals and their safe use. This certification allows the company to export Acetic Anhydride across all the countries in the European Union. (ET)

Economy
Basmati prices may soften soon amid Israel-Iran conflict

Basmati rice prices, recently elevated due to increased exports, are anticipated to decrease as exports to Iran are expected to decline amidst geopolitical tensions. While Iran's conflict with Israel impacts demand, outstanding payments and freight concerns add to the uncertainty. (ET)

UP's Dussehri mango goes global with first export consignment to Dubai

Uttar Pradesh achieved a significant milestone in boosting farm exports by airlifting 1,200 kg of Dussehri mangoes to Dubai. This USD 2,992 consignment, involving three Farmer Producer Organizations trained under the Indo-German AMD Project. (ET)

International
Nissan plans to reduce stake in Renault

The company plans to reduce the automaker's stake in French partner Renault. Selling a 5% stake in Renault would raise about 100 bn yen at current share prices, funds Nissan plans to use for new vehicle development amid challenging business conditions. (Invst)

Top 5 Nifty Gainers	13-Jun	12-Jun	Var(%)
BEL	394	387	1.8%
ONGC	252	248	1.5%
TECHM	1659	1644	0.9%
TCS	3446	3434	0.3%
WIPRO	260	260	0.2%
Top 5 Nifty Losers	13-Jun	12-Jun	Var(%)
ADANIPTS	1405	1446	-2.8%
SBIN	792	806	-1.7%
ITC	414	421	-1.7%
INDUSINDBK	817	830	-1.6%
HINDALCO	642	651	-1.4%

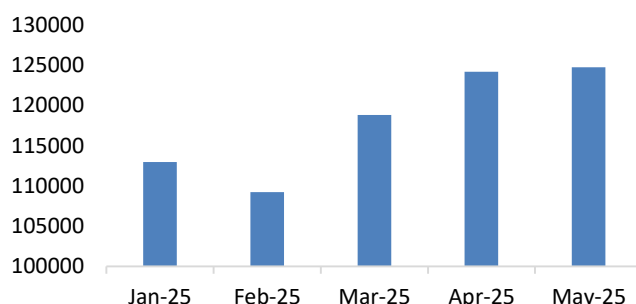
BSE Index Watch	Last	1 day	1 wk	1 mth	1 yr
SENSEX	81119	-0.7%	-1.3%	-1.5%	5.4%
MIDCAP	45681	-0.3%	-0.9%	1.5%	-0.8%
SMLCAP	53370	-0.3%	-0.1%	4.6%	4.2%
AUTO	52324	-0.3%	-1.5%	-2.5%	-10.3%
BANKEX	62570	-1.0%	-1.6%	-0.6%	10.0%
Capital Goods	69767	0.0%	-1.5%	1.2%	-4.8%
FMCG	20066	-0.9%	-2.0%	-3.6%	-3.1%
Health Care	43995	0.1%	1.8%	3.7%	17.9%
IT	37839	-0.1%	2.7%	1.2%	6.6%
METAL	30747	-0.8%	-1.7%	-0.8%	-8.5%
Oil & Gas	27162	-0.6%	0.3%	-0.9%	-8.3%
Power	6725	-0.8%	-1.4%	-1.3%	-14.9%
Realty	7821	0.1%	-3.1%	10.5%	-11.3%

Margin Trading Disclosure (Rs. In Cr)	Last	1 day	1 wk	1 mth	3 mth
Op. Scripwise Outstanding	82841	1.2%	2.1%	21.1%	20.0%
Fresh Exposure	7541	-8.3%	1.8%	13.8%	100.1%
Exposure liquidated	6055	-16.8%	-17.2%	6.2%	61.4%
Closing Net scripwise outstanding	84326	1.8%	3.8%	21.7%	22.1%

NSE USD Futures	13-Jun	12-Jun	Var (%)
May Expiry (Rs./\$)	84.70	84.70	0.0%
June Expiry (Rs./\$)	86.07	86.07	0.0%
Total Turnover (Rs. Cr)	2759	2181	27%

Sectors	TTM PE
Auto	31.01
Auto Ancillary	42.27
Banking	14.2
Engineering	47.48
Cement	70.53
Diamonds & Jewellery	43.76
Housing Finance	24.39
Infrastructure & Const	29.69
Metals-Aluminium	29.83
Metal – Steel	17.98
Oil Expl.	7.09
Pharma	10.5
Power – Gen. Supp.	41.17
Information Tech.	27.43
Sugar	19.09
Telecom Serv. Prov.	37.91
Tyres	31.37

Maruti Suzuki sales volume (Source: NBRR)



10 year G-Sec Yield	Current	Previous	Change
US	4.42%	4.40%	2 bps
Japan	1.43%	1.41%	2 bps
India	6.36%	6.34%	1 bps
UK	4.55%	4.48%	7 bps
Libor 3 Mths	4.85%	4.85%	(0) bps

Indian Eco Data	Current	Previous	Var(%)
Forex Reserve (US\$ in bn)	697	697	0.0%
Inflation - WPI	0.85%	2.05%	(120) bps
Inflation - CPI	2.82%	3.16%	(34) bps

India GDP	Q3FY25	Q2FY25	Var(%)
Growth	7.38%	6.40%	98 bps

Monetary Policy	Current	Previous	Change
Repo Rate	5.50%	6.00%	(50) bps
Reverse Repo Rate	3.35%	3.35%	0 bps
CRR	4.00%	4.00%	0 bps
O/S Banking System Liquidity (Rs bn)	2662	2472	190.6

IIP Growth %	Mar-25	Mar-24	Apr-Feb
IIP	2.7	5.2	3.5
Capital Goods	2.4	7.0	6.2
Mining	0.4	1.3	2.2
Manufacturing	3.0	5.9	4.2
Electricity	6.3	8.6	3.8

ADR Price Movement

Company	Price (US\$)	Volume	Previous Day Price	Volume	Variance (%)	No. of Share Per ADR	ADR Price (Rs.)	BSE Price	Variance (%)
Infosys Tech	18.42	10471883	18.56	11362622	-0.75%	1	1585.73	1602.00	-1.0%
Wipro	2.97	3388127	3.02	5884539	-1.66%	1	255.68	260.21	-1.7%
Dr.Reddy's	15.80	1690706	16.17	2194969	-2.29%	1	1360.18	1362.50	-0.2%
ICICI Bank	33.08	3120223	33.50	2178750	-1.25%	2	1423.89	1416.10	0.5%
HDFC Bank	73.93	2957414	75.88	1614406	-2.57%	3	2121.48	1917.60	10.6%

GDR's (US\$)

	Prices	Prev. Close	Change	Var %
L&T	41.60	42.25	(0.6)	-1.5%
RIL	66.20	66.90	(0.7)	-1.0%
SBI	92.00	94.00	(2.0)	-2.1%

US Economy Data	Current	Previous
Inflation (%) (YoY)	2.40%	2.30%
Unemployment (%)	4.20%	4.20%

Interest Rate (%)	Current	Previous
Fed Rate	4.50%	4.50%

US GDP	Q2CY25	Q1CY25
Growth (QoQ Annualized)	-0.20%	2.40%

China Economy Data	Current	Previous
GDP	5.40%	5.40%
Inflation – CPI (%)	-0.10%	-0.10%

Economic Calendar

	Date
Indian GDP Data	29 Aug
Indian Inflation Data CPI	14 July
Indian Inflation Data WPI	16 Jun
Indian Monetary Policy	06 Aug
India's Industrial Production (IIP)	29 Jun
US Inflation Data	15 July
US GDP	26 Jun
US Unemployment Data	03 July
US Fed Rate	18 Jun
China GDP	15 July
China Inflation Data	09 July

Event Update

Name	Date	Purpose
Bajaj Finance Ltd.	16/06/25	Stock Split from Rs. 2/- to Re.1/-
Honeywell Automation India Ltd.	16/06/25	Rs.105.00 per share(1050%)Final Dividend
LKP Securities Ltd.	16/06/25	Rs.0.30 per share(15%)Final Dividend
Tata Technologies Ltd.	16/06/25	Rs.8.35 per share(417.5%)Final Dividend
Hindustan Zinc Ltd.	17/06/25	Rs.10.00 per share(500%)First Interim Dividend
Shankara Building Products Ltd.	17/06/25	Rs.3.00 per share(30%)Final Dividend
eMudhra Ltd.	18/06/25	Rs.1.25 per share(25%)Final Dividend
Sarla Performance Fibers Ltd.	18/06/25	Rs.3.00 per share(300%)Final Dividend
Panasonic Carbon India Company Ltd.	19/06/25	Rs.12.00 per share(120%)Final Dividend
Reliance Industrial Infrastructure Ltd.	19/06/25	Rs.3.50 per share(35%)Final Dividend
Tata Communications Ltd.	19/06/25	Rs.25.00 per share(250%)Final Dividend
Tejas Networks Ltd.	19/06/25	Rs.2.50 per share(25%)Final Dividend
Ajcon Global Services Ltd.	20/06/25	Stock Split from Rs.10/- to Re.1/-
Bajaj Auto Ltd.	20/06/25	Rs.210.00 per share(2100%)Final Dividend
Bank Of India	20/06/25	Rs.4.05per share(40.5%)Final Dividend
HDFC Life Insurance Company Ltd.	20/06/25	Rs.2.10 per share(21%)Final Dividend
Punjab National Bank	20/06/25	Rs.2.90 per share(145%)Final Dividend
Rossari Biotech Ltd.	20/06/25	Rs.0.50 per share(25%)Final Dividend
Solitaire Machine Tools Ltd.	20/06/25	Rs.2.00 per share(20%)Final Dividend
Supreme Industries Ltd.	20/06/25	Rs.24.00 per share(1200%)Final Dividend
Swastika Investmart Ltd.	20/06/25	Rs.0.60 per share(30%)Final Dividend
Tata Power Company Ltd.	20/06/25	Rs.2.25 per share(225%)Final Dividend
Torrent Pharmaceuticals Ltd.	20/06/25	Rs.6.00 per share(120%)Final Dividend
Transcorp International Ltd.	20/06/25	Rs.0.30 per share(15%)Final Dividend

Bulk Deal As On 13/06/25

BSE					
Security Code	Security Name	Client Name	Deal	Quantity	Price
540023	COLORCHIPS	KRISHNA CHAITANYA KOLLURI	B	100000	18.7
512441	ENBETRD	GURNOOR SINGH	S	3017183	0.82
512441	ENBETRD	GURNOOR SINGH	B	3017183	0.81
512441	ENBETRD	HARNOOR SINGH	S	3511534	0.82
512441	ENBETRD	HARNOOR SINGH	B	3656659	0.81
512441	ENBETRD	SURAJ DILIP PAWAR	S	6363015	0.82
512441	ENBETRD	SURAJ DILIP PAWAR	B	432065	0.81
524790	EVERESTO	BK LEGACY TRUST	S	55824	402.5
512443	GANONPRO	KAMLA	B	80000	12.88
539449	IGCIL	ARPIT SHAILESHKUMAR SHAH	S	221812	4.74
501295	IITL	PRATIK MADHUKAR SHETH	B	500000	175
501295	IITL	SIX SIGMA INVESTMENTS FUND	S	500000	175
543953	KHAZANCHI	YUYU FAMILY PRIVATE TRUST	B	125000	540
532397	KONNDOR	AMIT DHANISHANKER UPADHYAY	B	86700	18.14
532397	KONNDOR	ANIL JAIN	S	189639	18.29
532397	KONNDOR	POURNIMA JAYVANT NICHITE	B	63255	18.05
532397	KONNDOR	SAGAR MOHAN PANCHMATIYA	B	53160	18.77
543364	MARKOLINES	ALMONDZ GLOBAL SECURITIES LIMITED.	B	205204	164.2
543364	MARKOLINES	AVONMORE DEVELOPERS PRIVATE LIMITED	S	124276	163.42
544073	MCPL	MONEYPLANT GOLD & JEWELLERY TRADING L.L.C	S	99000	219.25
513721	MFSINTRCRP	RUTUL VIJAYKUMAR PATEL	B	29600	16.89
543539	MODIS	AEGIS INVESTMENT FUND	B	250000	277.93
543539	MODIS	SHRENI SHARES LTD	S	192400	278
539402	NAKSH	SHEETAL BHAVIN KAMANI	S	83099	8.09
543280	NAZARA	ESTATE OF LATE MR RAKESH JHUNJHUNWALA	S	1300000	1225.19
530805	OVL	NEO APEX VENTURE LLP	B	260349	2.15
530805	OVL	YAKSHIT FINANCE LIMITED	S	250000	2.15
531512	ORIENTTR	DIMPLE PREMKUMAR SHETH	S	130000	19.11
531512	ORIENTTR	GURMEET SINGH	S	103862	20.1
531512	ORIENTTR	GURMEET SINGH	B	73855	20.63
531512	ORIENTTR	KAJAL RAJAN JETHVA	S	67520	20.19
531512	ORIENTTR	KAJAL RAJAN JETHVA	B	67520	19.82
531512	ORIENTTR	MEGA SUPER REAL ESTATE DEVELOPERS INDIA PRIVATE LIMITED	B	300000	19.44
531512	ORIENTTR	SUNAYANA INVESTMENT COMPANY LIMITED	S	212088	19.63
531512	ORIENTTR	SUNAYANA INVESTMENT COMPANY LIMITED	B	212088	19.92
531395	PADAMCO	NIRAJ RAJNIKANT SHAH	S	75000	40.94
530565	POPEES	NEO APEX VENTURE LLP	B	58000	38.78
536659	PVVINFRA	VARANGA PROPERTIES PRIVATE LIMITED	S	45000	5.26
536659	PVVINFRA	VARANGA PROPERTIES PRIVATE LIMITED	B	357500	5.14
539561	REMLIFE	BIPIN VASANTLAL BHATT	S	6096252	1.1
539561	REMLIFE	ISHAAN TRADEFIN LLP	S	2421380	1.09
539561	REMLIFE	ISHAAN TRADEFIN LLP	B	7401000	1.09
539561	REMLIFE	JIGNESH KUMARPAL SHAH	S	21365828	1.09
531822	RODIUM	HIRAL MANISH SHAH	S	26500	197.54
539519	SATTVASUKU	COMFORT ADVERTISING PVT LTD	B	980481	1.1
539519	SATTVASUKU	D P VORA SECURITIES PRIVATE LIMITED	S	1439630	1.1
532217	SIELFNS	AVEEN KAUR SOOD	S	77686	7.67
532217	SIELFNS	NARENDER PAL SINGH	B	105230	7.96

543745	SVS	PASHUPATI CAPITAL SERVICE PVT LTD	B	114000	8.04
506863	SWADEIN	DHANRAKSHA VINCOM PRIVATE LIMITED	S	65600	18.89
523752	TIHIL	PRAS INVESTMENT PRIVATE LIMITED	B	785423	20.76
541338	UHZAVERI	MAMTA DEVI	B	60000	12.63
541338	UHZAVERI	VIKAS JAIN	B	71930	12.68
540570	VARIMAN	RADHA MITTAL	B	1000000	13.5
531574	VASINFRA	ALPESH F AGRAWAL (HUF)	B	77389	6.61
542803	VEL	JAY BHAVSAR	B	144889	14.94
542803	VEL	L7 HITECH PRIVATE LIMITED	S	200000	14.94
542803	VEL	PIYUSH SECURITIES PVT LTD	B	50000	14.95
514470	WINSOMTX	ASPIRE EMERGING FUND	S	125000	88.23
514470	WINSOMTX	PATNI FINANCIAL SERVICES PVT LTD	B	125000	88.54
531845	ZENITHSTL	IRAGE BROKING SERVICES LLP	S	481918	9.25
531845	ZENITHSTL	IRAGE BROKING SERVICES LLP	B	722089	9.02

NSE					
Security Code	Security Name	Client Name	Deal	Quantity	Price
AESTHETIK	Aesthetik Engineers Ltd	PUSHKAR BANIJYA LTD	BUY	90000	137.72
ARIHANTACA	Arihant Academy Limited	KIRTI UMESH PANGAM	SELL	55200	274.91
ATALREAL	Atal Realtech Limited	PASHUPATI CAPITA SER PVT LTD	BUY	612966	19
ATALREAL	Atal Realtech Limited	PASHUPATI CAPITA SER PVT LTD	SELL	283671	18.5
BAJFINANCE	Bajaj Finance Limited	NEW HORIZON OPPORTUNITIES MASTER FUND	BUY	148000	9419.5
BAJFINANCE	Bajaj Finance Limited	NEW HORIZON OPPORTUNITIES MASTER FUND	SELL	148000	9419.5
JUBLFOOD	Jubilant Foodworks Limite	AIMCO AS A TRUSTEE OF THE GOVERNMENT OF THE PROVINCE OF	BUY	6858	662
JUBLFOOD	Jubilant Foodworks Limite	BAJAJ ALLIANZ LIFE INSURANCE COMPANY LIMITED	BUY	500000	662
JUBLFOOD	Jubilant Foodworks Limite	BANDHAN MUTUAL FUND	BUY	180000	662
JUBLFOOD	Jubilant Foodworks Limite	BNP PARIBAS FINANCIAL MARKETS	BUY	400000	662
JUBLFOOD	Jubilant Foodworks Limite	CANARA HSBC LIFE INSURANCE COMPANY LIMITED	BUY	280000	662
JUBLFOOD	Jubilant Foodworks Limite	GHISALLO MASTER FUND LP	BUY	400000	662
JUBLFOOD	Jubilant Foodworks Limite	GRANDEUR PEAK GLOBAL TRUST GRANDEUR PEAK GLOBAL STALWA	BUY	8081	662
JUBLFOOD	Jubilant Foodworks Limite	GRANDEUR PEAK GLOBAL TRUST GRANDEUR PEAK INTERNATIONAL	BUY	138741	662
JUBLFOOD	Jubilant Foodworks Limite	GRANDEUR PEAK INTERNATIONAL STALWARTS L.P.	BUY	15430	662
JUBLFOOD	Jubilant Foodworks Limite	HSBC MUTUAL FUND	BUY	1000000	662
JUBLFOOD	Jubilant Foodworks Limite	ICICI PRUDENTIAL LIFE INSURANCE COMPANY LIMITED	BUY	1900000	662
JUBLFOOD	Jubilant Foodworks Limite	INVESCO MUTUAL FUND	BUY	280000	662
JUBLFOOD	Jubilant Foodworks Limite	JUBILANT CONSUMER PRIVATE LIMITED	SELL	10600000	662
JUBLFOOD	Jubilant Foodworks Limite	JUBILANT CONSUMER PRIVATE LIMITED	SELL	10600000	662
JUBLFOOD	Jubilant Foodworks Limite	KOTAK FUNDS - INDIA MIDCAP FUND	BUY	1150000	662
JUBLFOOD	Jubilant Foodworks Limite	KOTAK MAHINDRA MUTUAL FUND	BUY	1600000	662
JUBLFOOD	Jubilant Foodworks Limite	MIRAE ASSET MUTUAL FUND	BUY	400000	662
JUBLFOOD	Jubilant Foodworks Limite	MORGAN STANLEY ASIA SINGAPORE PTE	BUY	1170000	662
JUBLFOOD	Jubilant Foodworks Limite	SOCIETE GENERALE	BUY	740000	662
JUBLFOOD	Jubilant Foodworks Limite	TEACHERS RETIREMENT SYSTEM OF THE STATE OF ILLINOIS	BUY	30890	662
JUBLFOOD	Jubilant Foodworks Limite	UTI MUTUAL FUND	BUY	400000	662
JUBLINGREA	Jubilant Ingrev ia Limited	AXIS MUTUAL FUND	BUY	1900000	676
JUBLINGREA	Jubilant Ingrev ia Limited	AXIS MUTUAL FUND	BUY	1900000	676
JUBLINGREA	Jubilant Ingrev ia Limited	BANDHAN MUTUAL FUND	BUY	400000	676
JUBLINGREA	Jubilant Ingrev ia Limited	HDFC MUTUAL FUND	BUY	1970000	676
JUBLINGREA	Jubilant Ingrev ia Limited	HDFC MUTUAL FUND	BUY	1970000	676
JUBLINGREA	Jubilant Ingrev ia Limited	ICICI PRUDENTIAL LIFE INSURANCE COMPANY LIMITED	BUY	360000	676
JUBLINGREA	Jubilant Ingrev ia Limited	JUBILANT ENPRO PRIVATE LIMITED	SELL	2827071	676
JUBLINGREA	Jubilant Ingrev ia Limited	JUBILANT ENPRO PRIVATE LIMITED	SELL	2827071	676
JUBLINGREA	Jubilant Ingrev ia Limited	KOTAK MAHINDRA MUTUAL FUND	BUY	4465071	676
JUBLINGREA	Jubilant Ingrev ia Limited	KOTAK MAHINDRA MUTUAL FUND	BUY	4465071	676
JUBLINGREA	Jubilant Ingrev ia Limited	MORGAN STANLEY ASIA SINGAPORE PTE	BUY	390000	676
JUBLINGREA	Jubilant Ingrev ia Limited	MUSIGMA SECURITIES	BUY	977534	772.36
JUBLINGREA	Jubilant Ingrev ia Limited	MUSIGMA SECURITIES	SELL	977534	772.56
JUBLINGREA	Jubilant Ingrev ia Limited	NIKITA RESOURCES PRIVATE LIMITED	SELL	3414540	676

JUBLINGREA	Jubilant Ingrevia Limited	SHYAM SUNDER BHARTIA FAMILY TRUST	SELL	3623460	676
JUBLINGREA	Jubilant Ingrevia Limited	SHYAM SUNDER BHARTIA FAMILY TRUST	SELL	3623460	676
JUBLINGREA	Jubilant Ingrevia Limited	SOCIETE GENERALE	BUY	380000	676
JUBLPHARMA	Jubilant Pharmov a Ltd	JUBILANT ENPRO PRIVATE LIMITED	SELL	2116000	1060
JUBLPHARMA	Jubilant Pharmov a Ltd	KOTAK FUNDS - INDIA MIDCAP FUND	BUY	1593500	1060
JUBLPHARMA	Jubilant Pharmov a Ltd	KOTAK MAHINDRA MUTUAL FUND	BUY	1693434	1060
JUBLPHARMA	Jubilant Pharmov a Ltd	NIKITA RESOURCES PRIVATE LIMITED	SELL	1962434	1060.37
KESORAMIND	KESORAM INDUSTRIES L	GANDHI K.	BUY	2000000	6.99
MVKAGRO	M.V.K. Agro Food Prod Ltd	SAVITRIBEN MAHENDRAKUMAR SHAH	BUY	96000	124.45
NAZARA	Nazara Technologies Ltd	ESTATE OF LATE MR. RAKESH JHUNJHUNWALA	SELL	1423620	1225.63
ONEPOINT	One Point One Sol Ltd	ZETA GLOBAL FUNDS (OEC) PCC LIMITED - ZETA SERIES B FUND PC	SELL	1450066	52.77
PRANIK	Pranik Logistics Limited	ALLINA QURESHI	BUY	240000	90.35
PRANIK	Pranik Logistics Limited	ALLINA QURESHI	SELL	28800	89.45
PRANIK	Pranik Logistics Limited	MONEYPLANT GOLD & JEWELLERY TRADING L.L.C	SELL	208000	90.25
SCODATUBES	Scoda Tubes Limited	MORGAN STANLEY ASIA SINGAPORE PTE	SELL	420000	181.42
SEPC-RE3	SEPC Ltd	AAR FIN BROKERS PVT LTD	BUY	2500000	1.15
SEPC-RE3	SEPC Ltd	BANK OF INDIA	SELL	5974702	1.21
SEPC-RE3	SEPC Ltd	MARK AB WELFARE TRUST	SELL	18478670	1.22
SHALBY	Shalby Limited	FIRST WATER FUND	BUY	700000	180
SHALBY	Shalby Limited	FIRST WATER FUND	BUY	700000	180
SHALBY	Shalby Limited	HARESH TIKAMDAS KASWANI	SELL	700000	180
SHALBY	Shalby Limited	HARESH TIKAMDAS KASWANI	SELL	700000	180
SRPL	Shree Ram Proteins Ltd.	HARBIR SINGH CHADHA	SELL	1654907	0.54
UGRO-RE	Ugro Capital Ltd	ABHYANT CONSTRUCTION PRIVATE LIMITED	SELL	189607	7.45
UGRO-RE	Ugro Capital Ltd	ZODIAC WEALTH ADVISORS LLP	BUY	144127	7.46
VALIANTLAB	Valiant Laboratories Ltd	TRADE CORNER	SELL	235200	120.29

Disclosure:

Research Reports that are published by Nirmal Bang Securities Private Limited (hereinafter referred to as "NBSPL") are for private circulation only. NBSPL is a registered Research Analyst under SEBI (Research Analyst) Regulations, 2014 having Registration no. INH000001766. NBSPL is also a registered Stock Broker with National Stock Exchange of India Limited, BSE Limited, Metropolitan Stock Exchange of India Limited, Multi Commodity Exchange of India Limited and , National Commodity and Derivative Exchange Limited in Capital Market , Equity and Commodities derivatives segments and Currency Derivatives Segment .

NBSPL has other business divisions with independent research teams separated by Chinese walls, and therefore may, at times, have different or contrary views on stocks and markets.

NBSPL or its associates have not been debarred / suspended by SEBI or any other regulatory authority for accessing / dealing in securities Market since last 20 years. NBSPL, its associates or analyst or his relatives do not hold any financial interest (Except Investment) in the subject company. NBSPL or its associates or Analyst do not have any conflict or material conflict of interest at the time of publication of the research report with the subject company. NBSPL or its associates or Analyst or his relatives may or may not hold beneficial ownership of 1% or more in the subject company at the end of the month immediately preceding the date of publication of this research report.

NBSPL or its associates / analyst has not received any compensation / managed or co-managed public offering of securities of the company covered by Analyst during the past twelve months. NBSPL or its associates have not received any compensation or other benefits from the company covered by Analyst or third party in connection with the research report. Analyst has not served as an officer, director or employee of Subject Company. NBSPL / analyst has not been engaged in market making activity of the subject company.

Analyst Certification: The research analysts and authors of these reports, hereby certify that the views expressed in this research report accurately reflects my/our personal views about the subject securities, issuers, products, sectors or industries. It is also certified that no part of the compensation of the analyst(s) was, is, or will be directly or indirectly related to the inclusion of specific recommendations or views in this research. The analyst(s) principally responsible for the preparation of this research report and has taken reasonable care to achieve and maintain independence and objectivity in making any recommendations.

Disclaimer:

The Research Report is for the personal information of the authorized recipient and does not construe to be any investment, legal or taxation advice. NBSPL is not soliciting any action based upon it. Nothing in the research report shall be construed as a solicitation to buy or sell any security or product, or to engage in or refrain from engaging in any such transaction. In preparing the research report, we did not take into account the investment objectives, financial situation and particular needs of the reader.

The research report has been prepared for the general use of the clients of NBSPL and must not be copied, either in whole or in part, or distributed or redistributed to any other person in any form. If you are not the intended recipient you must not use or disclose the information in the research report in any way. Though disseminated to all the customers simultaneously, not all customers may receive the research report at the same time. NBSPL will not treat recipients as customers by virtue of their receiving the research report. The research report is not directed or intended for distribution to or use by any person or entity resident in a state, country or any jurisdiction, where such distribution, publication, availability or use would be contrary to law, regulation or which would subject NBSPL & its group companies to registration or licensing requirements within such jurisdictions.

The report is based on the information obtained from sources believed to be reliable, but we do not make any representation or warranty that it is accurate, complete or up-to-date and it should not be relied upon as such. We accept no obligation to correct or update the information or opinions in it. NBSPL or any of its affiliates or employees shall not be in any way responsible for any loss or damage that may arise to any person from any inadvertent error in the information contained in the research report. NBSPL or any of its affiliates or employees do not provide, at any time, any express or implied warranty of any kind, regarding any matter pertaining to this report, including without limitation the implied warranties of merchantability, fitness for a particular purpose, and non-infringement. The recipients of the research report should rely on their own investigations.

This information is subject to change without any prior notice. NBSPL reserves its absolute discretion and right to make or refrain from making modifications and alterations to this statement from time to time. Nevertheless, NBSPL is committed to providing independent and transparent recommendations to its clients, and would be happy to provide information in response to specific client queries.

Before making an investment decision on the basis of research report, the reader needs to consider, with or without the assistance of an adviser, whether the advice is appropriate in light of their particular investment needs, objectives and financial circumstances. There are risks involved in securities trading. The price of securities can and does fluctuate, and an individual security may even become valueless. International investors are reminded of the additional risks inherent in international investments, such as currency fluctuations and international stock market or economic conditions, which may adversely affect the value of the investment. Opinions expressed are subject to change without any notice. Neither the company nor the director or the employees of NBSPL accept any liability whatsoever for any direct, indirect, consequential or other loss arising from any use of the research report and/or further communication in relation to the research report. Here it may be noted that neither NBSPL, nor its directors, employees, agents or representatives shall be liable for any damages whether direct or indirect, incidental, special or consequential including lost revenue or lost profit that may arise from or in connection with the use of the information contained in the research report.

Copyright of this document vests exclusively with NBSPL.

Our reports are also available on our website

Registration granted by SEBI and certification from NISM in no way guarantee performance of NBSPL or provide any assurance of returns to investors.

Nirmal Bang Research (Division of Nirmal Bang Securities Pvt. Ltd.)

B-2, 301/302, Marathon Innova,
Opp. Peninsula Corporate Park
Off. Ganpatrao Kadam Marg
Lower Parel(W), Mumbai-400013
Board No. : 91 22 6723 8000/8001
Fax. : 022 6723 8010